

**Transport *for* London**

**CONGESTION CHARGING**

**AUTHORISATION OF TRAFFIC  
SIGNS**

**August 2002**



## ROAD TRAFFIC REGULATION ACT 1984 SECTIONS 64 AND 65

### AUTHORISATION OF TRAFFIC SIGNS AND SPECIAL DIRECTIONS

The Secretary of State for Transport in exercise of powers conferred on him by sections 64 and 65 of the Road Traffic Regulation Act 1984<sup>1</sup> and all other powers enabling him in that behalf, hereby gives the authorisation contained in paragraphs 2 and 3 of this Instrument and the directions contained in paragraph 4 of this Instrument.

1. In this Instrument –

“Authorised sign” means a traffic sign whose placing on roads is authorised by paragraph 2 (1) to (14), (17) and (18);

“Authorised marking” means a road marking whose placing on roads is authorised by paragraph 2 (15) and (16);

“the London Charging Zone” means that area in respect of which charges are imposed for the keeping or use of a motor vehicle pursuant to a Scheme;

“the Charging Area” means Greater London;

“Charging hours” means that period of time during which charges are imposed for the keeping or use of a motor vehicle within the London Charging Zone pursuant to a Scheme;

“Charging Zone symbol” means the symbol shown in the drawing NS 67 which is annexed to this Instrument;

“Scheme” means a scheme for imposing charges made in respect of the keeping or use of motor vehicles on roads made by Transport for London pursuant to s295 and Schedule 23 of the Greater London Authority Act 1999<sup>2</sup>;

“the 1994 Regulations” means the Traffic Signs Regulations and General Directions 1994<sup>3</sup>.

References to a lettered or numbered drawing are to the drawing annexed to this Instrument which is so lettered or numbered.

---

<sup>1</sup> 1984 c.27

<sup>2</sup> 1999 c.29

<sup>3</sup> SI 1994/1519



2. The Secretary of State hereby authorises –

- (1) The placing of traffic signs of the size, colour and character shown in drawing TfL **A** (the authorised sign A) on or near to roads entering the London Charging Zone.
- (2) The placing of traffic signs of the size, colour and character shown in drawing TfL **B** (the authorised sign B) on or near to roads exiting the London Charging Zone.
- (3) The placing of traffic signs of the size, colour and character shown in drawing NP 879 (the authorised sign C) on or near any road in the Charging Area.
- (4) The placing of traffic signs of the size, colour and character shown in drawing TfL **D** (the authorised sign D) on or near any road in the Charging Area, or for which Essex, Hertfordshire, Kent or Surrey County Council, or the Secretary of State is the traffic authority within those counties, for the purpose of conveying to traffic information relating to the provisions of a Scheme.
- (5) The placing of traffic signs of the size, colour and character shown in drawing TfL **E** (the authorised sign E) on or near any road in the Charging Area, or for which Essex, Hertfordshire, Kent or Surrey County Council, or the Secretary of State is the traffic authority within those counties.
- (6) The placing of traffic signs of the size, colour and character shown in drawing TfL **F** (the authorised sign F) on or near any road in the Charging Area, or for which Essex, Hertfordshire, Kent or Surrey County Council, or the Secretary of State is the traffic authority within those counties.
- (7) The placing of traffic signs of the size, colour and character shown in drawing TfL **G** (the authorised sign G) as temporary covers to the faces of the authorised sign A for the purpose of conveying to traffic information relating to the introduction of a Scheme.
- (8) The placing of traffic signs of the size, colour and character shown in drawing TfL **H** (the authorised sign H) on or near any road in the Charging Area, or for which Essex, Hertfordshire, Kent or Surrey County Council, or the Secretary of State is the traffic authority within those counties, for the purpose of conveying to traffic the date of commencement of a Scheme.



- (9) The placing of traffic signs of the size, colour and character shown in drawing TfL **I** (the authorised sign I) on or near to roads approaching the London Charging Zone for the purpose of conveying to traffic information relating to the provisions of a Scheme.
- (10) The placing of traffic signs of the size, colour and character shown in drawing TfL **J** (the authorised sign J) on or near to roads approaching the London Charging Zone for the purpose of conveying to traffic information relating to the provisions of a Scheme.
- (11) The placing of traffic signs of the size, colour and character shown in drawing TfL **K** (the authorised sign K) on or near to roads in the London Charging Zone.
- (12) The placing of traffic signs of the size, colour and character shown in drawing TfL **L** (the authorised sign L) on or near to roads exiting the London Charging Zone.
- (13) The placing of traffic signs of the size, colour and character shown in drawing TfL **M** (the authorised sign M) on or near to roads in the London Charging Zone.
- (14) The placing of traffic signs of the size, colour and character shown in drawing TfL **N** (the authorised sign N) on or near any road in the Charging Area or for which Essex, Hertfordshire, Kent or Surrey County Council, or the Secretary of State is the traffic authority within those counties.
- (15) The placing of road markings of the size, colour and character shown in drawing TfL **O** (the authorised marking O) on roads entering the London Charging Zone.
- (16) The placing of road markings of the size, colour and character shown in drawing TfL **P** (the authorised marking P) on roads approaching the London Charging Zone.
- (17) The placing of traffic signs of the size, colour and character shown in TfL drawing **Q** (the authorised sign Q) on any road in the Charging Area, or for which Essex, Hertfordshire, Kent or Surrey County Council or the Secretary of State within those counties, is the traffic authority, for the purpose of conveying to traffic the date of commencement of a Scheme.



- (18) The variation of signs conforming to those shown in diagrams 2001, 2002, 2003, 2004, 2005, 2006, 2007, 2008, 2009, 2010, 2011, 2012, 2013, 2014, 2017, 2018, 2019, 2020, 2021, 2022, 2023, 2024, 2026, 2027, 2028, 2029, 2101.2, 2102, 2103, 2110, 2111, 2113.1, 2114, 2115, 2115.1, 2116, 2117, 2118, 2119, 2123, 2124, 2125 and 2127 in Schedule 7 to the 1994 Regulations, when placed on or near any road in the Charging Area, to incorporate the Charging Zone symbol (the authorised signs **R**).
3. (1) The provisions of Regulation 12(10) (variation of dimensions) of the 1994 Regulations shall apply to the dimensions specified in the drawings hereto annexed in relation to authorised signs or authorised markings as they apply to dimensions specified in those Regulations.
- (2) The provisions of Regulation 18 of the 1994 Regulations shall apply to the authorised signs A, B, C, D, E, F, G, H, I, J, K, L, M and Q as they do to signs conforming to the diagrams listed in column 2 of item 4 of Schedule 17 to those Regulations.
- (3) The provisions of Regulation 19 of the 1994 Regulations shall apply to the authorised signs A, B, C, D, E, F, G, H, I, J, K, L, M and Q as they do to signs conforming to the diagrams shown in Schedule 7 to those Regulations.
- (4) The provisions of Regulation 28 of the 1994 Regulations shall apply to the authorised marking P and to the white parts of the authorised marking O as they apply to the marking shown in diagram 1023 in Schedule 6 to those Regulations.
- (5) Where the Charging Zone symbol is shown in any drawing attached to this instrument as being incorporated into any authorised sign it shall correspond to the proportions, colour and character shown in drawing NS 67.
- (6) Where the Charging Zone symbol is incorporated into any of the signs specified at paragraph 2(18);
- (a) The diameter of the Charging Zone symbol shall be four times the height that the lower case letter x would be were that letter to appear in any of the destinations shown on that sign;
- (b) The proportions, colour and character of the Charging Zone symbol shall be those shown in drawing NS 67;



(c) A white border shall be added around the Charging Zone symbol when it is placed on a green or blue background.

- (7) No authorised marking on the surface of a road shall project above that surface by more than 6 millimetres at any point.
- (8) Without prejudice to the generality of the foregoing, the authorised signs and markings may be varied as indicated in the drawings.
- (9) Any indication given by an authorised sign or marking of a time of day, day of the week, date or charge may be varied so as to correspond with the provisions of that Scheme whose effect the sign or marking has been placed to indicate.
- (10) The provisions of column 3 of item 6 in schedule 16 of the 1994 Regulations shall apply to the authorised signs D, I and J, as they apply to the signs in column 2 of item 6 in Schedule 16 in those Regulations.
- (11) Where –
  - (a) overall dimensions are given for an authorised sign or marking in a drawing annexed hereto; and
  - (b) the legend on that sign or marking is varied in accordance with any provision in this Instrument,

the overall dimensions or the number of lines filled by the legend, or both, may be varied so far as is necessary to give effect to the variation of the legend.

- (12) Where alternative dimensions are specified for more than one element of a sign the dimensions chosen for each element must correspond with one another so that the shape and proportions of the sign are as shown in the drawing.

4. The Secretary of State hereby directs that –

- (1) Without prejudice to any regulations made under paragraph 22 (1) (e) of Schedule 9 to the Road Traffic Regulation Act 1984; the authorised sign A shall be placed on or near to roads entering the London Charging Zone and the authorised sign B shall be erected on or near to roads exiting the London Charging Zone and in sufficient numbers and in appropriate positions to indicate to all traffic entering or leaving the London Charging Zone the nature of the provisions of a Scheme.



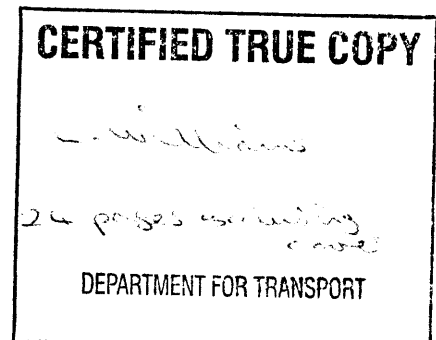
- (2) The authorised signs and markings may be placed only as appropriate to indicate the provisions of a Scheme.
- (3) The authorised signs E and F may be placed only in combination with the sign shown in diagram 2501 in Schedule 7 to the 1994 Regulations.
- (4) An authorised sign H may be placed only in combination with an authorised sign D or J.
- (5) An authorised sign Q may be placed only in combination with an authorised sign R.
- (6) The authorised sign G may be displayed for no more than 26 weeks prior to the commencement of a Scheme but shall not be displayed after the start of the charging hours on the day of commencement of a Scheme. The authorised signs H and Q may be displayed for no more than 26 weeks prior to the commencement of a Scheme but for no more than a month after the date of commencement of a Scheme.
- (7) Without prejudice to any statutory provision to the like effect, it is a condition of this authorisation that the placing of the authorised signs and markings on or near the said roads shall continue to have effect only until such day as may be appointed by one month's notice given by the Secretary of State in writing to the traffic authority for the removal or alteration of the authorised signs and markings, and on that day the said authorisation shall, without prejudice to the giving of any further authorisation or direction, cease to have effect.

Dated... 7 August .....2002

Signed by authority of the Secretary of State

B. W. Lloyd

.....  
An Official of the Department for Transport



Drawing No.

NS 67


Before using this drawing, confirm that it has not been superseded.

© CROWN COPYRIGHT. This drawing must NOT be reproduced.

NOTES: 1. COLOURS : Background ---- RED  
'C' Character --- WHITE

A white border, 1/2 stroke width wide, is added when the symbol is placed on a sign with a dark background.

2. DIMENSIONS : Symbol sizes are shown in the table below. The size used will depend on the sign on which the symbol is placed. Sizes shown in stroke widths (sw) relate to the x-height of the main sign.  
(4sw = x-height)



D1 D2 D3

TABLE OF SYMBOL SIZES

D1	D2	D3
16 sw dia	12 sw	6.4 sw
20 sw dia	15 sw	8 sw
600 mm dia	450 mm	240 mm

NOTE: Values of D2 and D3 shall be varied proportionally for symbol diameters D1 not shown in the table.

NS67



Title:

Symbol

ROAD CHARGING ZONE

Issue: Date: 16.3.01  
 A: 27.3.02  
 B: C:

Drawn by: R.M.  
 Approved by: R.M.

Dimensions: SEE NOTE 2

Drawing No.

NS 67

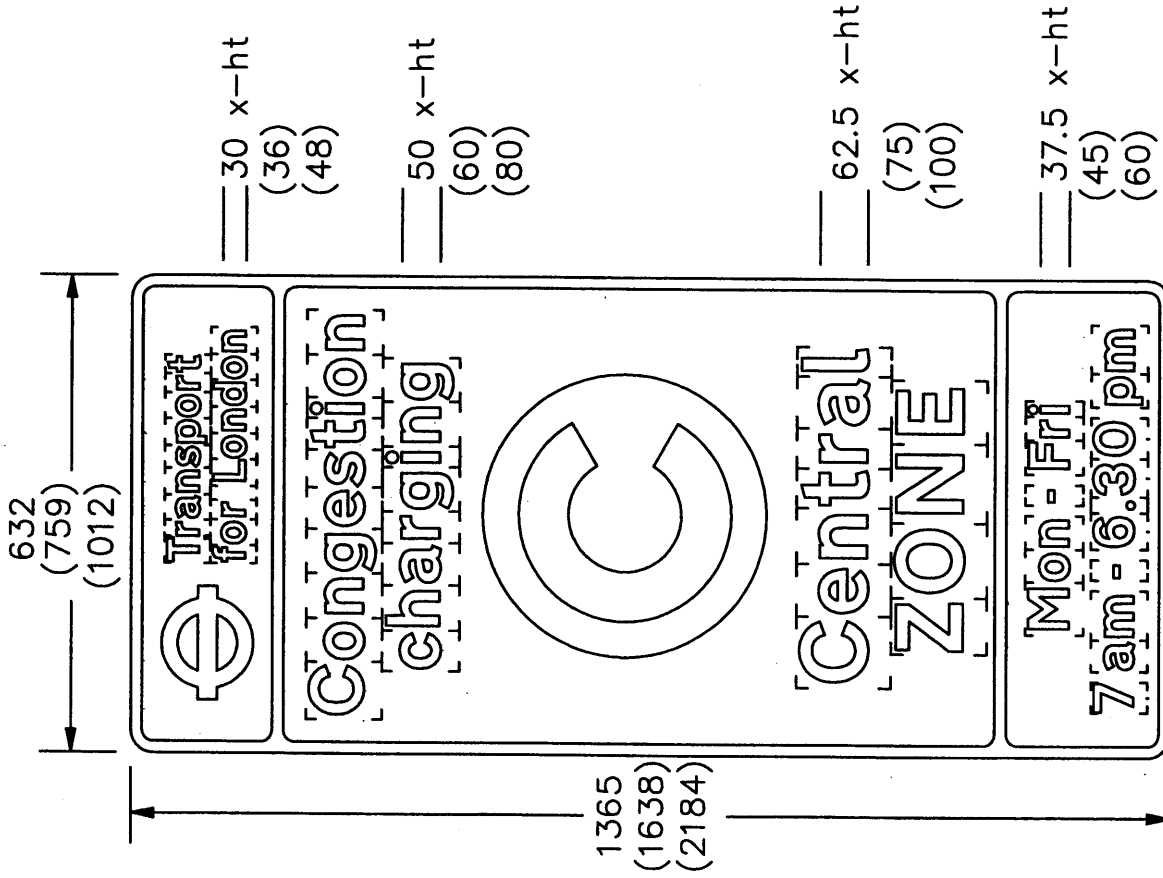
SYMBOL TYPE DTLR A



Drawing No.  
TfL - A  
Related Drawing  
NS 67

© CROWN COPYRIGHT. This drawing must NOT be reproduced.

- NOTES:-
1. The legend is from the Transport Heavy Alphabet at the x-heights shown.
  2. The tile outlines do not form part of the sign.
  3. Details of 'C' symbol are on dwg NS 67.
  4. COLOURS : Background ----- WHITE  
Legend & Symbol Top Panel ----- BLUE  
Legend Middle/Bottom Panels ----- BLACK  
Border ----- BLACK  
Symbol ----- WHITE 'C' on RED roundel
  5. DIMENSIONS : Overall sizes will be proportional for x-heights shown in brackets.




Before using this drawing, confirm that it has not been superseded.

TfL - A

<b>Department for Transport</b>	<b>Title:</b> Regulatory Sign ENTRY POINT TO CONGESTION CHARGING ZONE		<b>Issue:</b> Date: A: 21.6.02 B: 26.6.02 C:	<b>Drawn by:</b> L.W. <b>Approved by:</b> B.W.L.	<b>Dimensions:</b> MILLIMETRES	<b>Drawing No.</b> TfL - A
	Before using this drawing, confirm that it has not been superseded.					

Sign TfL B  
based on  
diagram 664



Cancellation bars  
colour black

Details of 'C' symbol are  
on drawing NS 67.

Colour of symbol white  
on red.

Symbol diameter  
375mm (450,600) high

x-height 50 (60,80)

x-height 62.5 (75,100)

Scheme Ref.	Congestion Charging	
Sign Reference	TFL B	'x'-height zone.tx 50
Letter colour	BLACK	SIGN FACE
Background	WHITE	Width 480mm
Border	BLACK	Height 770mm
Material	Micro-prism	Area 0.37sq.m

x-height	width (mm)	height (mm)	area (m <sup>2</sup> )
50/62.5	480	770	0.37
60/75	576	924	0.53
80/100	768	1232	0.95

Signface tile outlines do not form part of the sign.

A4

**WS/Atkins**

<b>Transport for London</b>										Project Congestion Charging			
										Title Sign Type TfL B			
DFL	Authorisation	MH	6/02	H	TFL Amendments	PC	6/02	PM	MH	Scale NTS	Drawn MS	Chk PDM	Auth MH
										Date 6/01	Date 6/01	Date 6/02	
Purpose of issue										Drawing Number BV1199/BV/10			Rev H
	Auth	Date	Rev	Description	By	Date	Chk	Auth		Job	Dept. Sub	Unique No.	

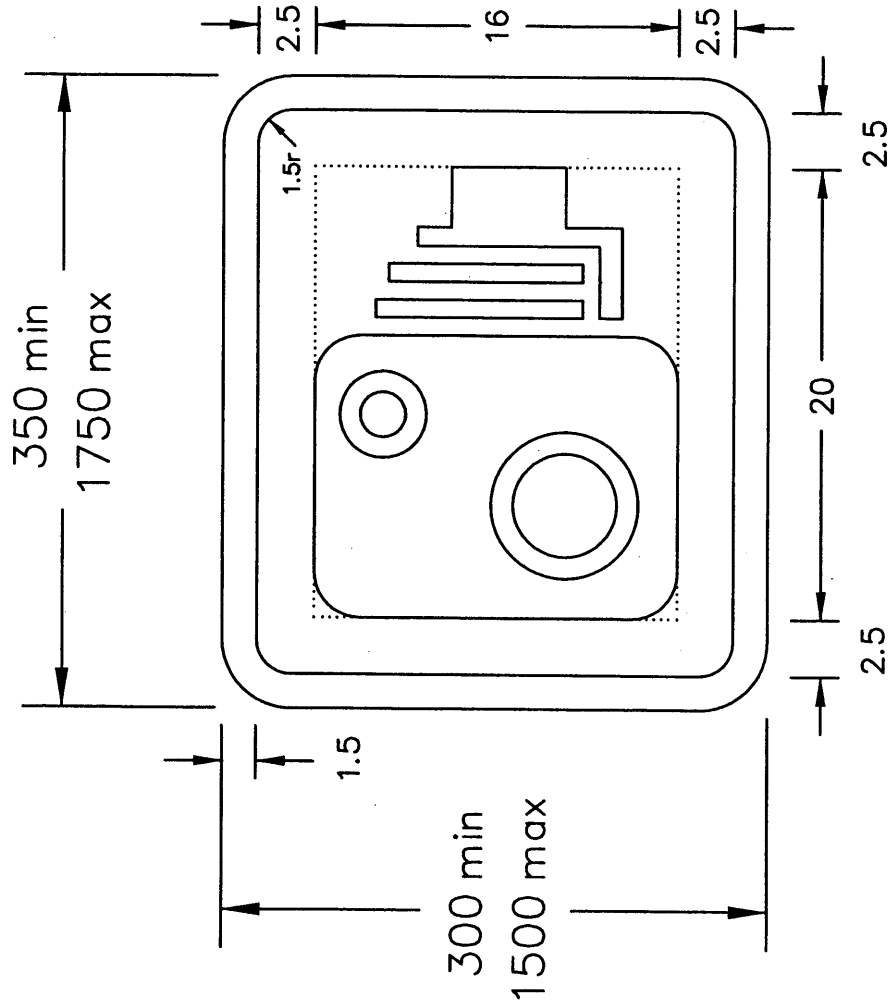
SIGN C

Drawing No.  
NP 879

Related drawings  
NS 58 & NP 878

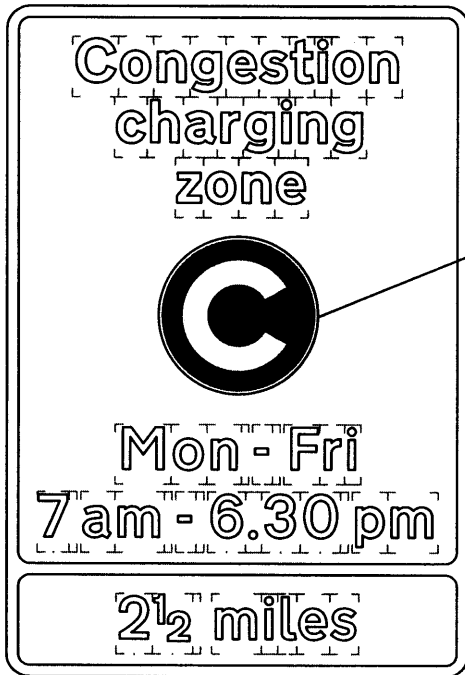
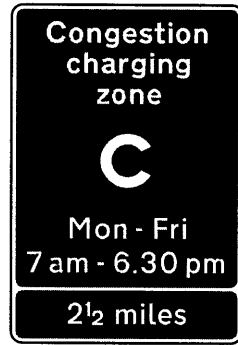
© CROWN COPYRIGHT. This drawing must NOT be reproduced.

- NOTES:
1. Details of the camera symbol are on dwg. NS 58.
  2. The tile outline does not form part of the sign.
  3. COLOURS: - BS 873:Part 6  
Background ----- WHITE  
Symbol & Border ---- BLACK
  4. DIMENSIONS: - overall sizes are in millimetres, other dimensions are in stroke widths based on the x-heights shown on dwg. NP 878. (4sw = x-height)



Before using this drawing, confirm that it has not been superseded.

	Title: Informatory Sign TRAFFIC CAMERA REPEATER SIGN	Issue: Date:	Drawn by:	Dimensions:	Drawing No. NP 879
		A: 12.10.95	R.M.	SEE	
		B: 26.2.01	Approved by: R.M.	NOTE 4	
NP879					



Details of 'C' symbol are on drawing NS 67.  
 Colour of symbol white on red.  
 0.5 sw wide white border around symbol.  
 Symbol diameter (20 sw) 375mm min, 1250mm max.

Scheme Ref.	Congestion Charging		
Sign Reference	TFL D	'x'-height	75
Letter colour	WHITE	SIGN FACE	
Background	BLUE	Width	1136mm
Border	WHITE	Height	1669mm
Material	Micro-prism	Area	1.99sq.m

xheight  
 75 (100, 125, 150, 200, 250)

x-height	width (mm)	height (mm)	area (m <sup>2</sup> )
75	1136	1669	1.90
100	1515	2225	3.37
125	1894	2781	5.27
150	2273	3338	7.58
200	3030	4450	13.48
250	3788	5563	21.07

A4 Signface tile outlines do not form part of the sign.



<b>Transport for London</b>										Project Congestion Charging			
										Title Sign Type TfL D			
DFL Authorisation	MH	6/02	K	TFL Amendments	PC	6/02	PM	MH		Scale NTS	Drawn MS	Chk PDM	Auth MH
										Date 6/01	Date 6/01	Date 6/02	
Purpose of issue										Drawing Number BV1199/BV/05			Rev K
Auth	Date	Rev	Description	By	Date	Chk	Auth	Job		Dept. Sub		Unique No.	

Scheme Ref.	Parking sign + grey backing board	
Sign Reference	Diagram 2501	'x'-height 100.0
Letter colour	WHITE	SIGN FACE
Background	BLUE	Width 1015mm
Border	WHITE	Height 965mm
Material	Micro-prism	Area 0.98sq.m



'P' Symbol to TSRGD diagram 2501.



Details of 'C' symbol are on drawing NS 67.

Colour of symbol white on red.

Symbol diameter (20 sw) 375mm min, 1250mm max.

'i' Symbol to TSRGD diagram 2310.

### Congestion charging zone Layby Advance Information Sign

Scheme Ref.	Congestion Charging	
Sign Reference	TFL E	'x'-height 100.0
Letter colour	BLACK	SIGN FACE
Background	WHITE	Width 1015mm
Border	BLACK	Height 600mm
Material	Micro-prism	Area 0.61sq.m

xheight  
75 (100, 125, 150, 200, 250)

Scheme Ref.	Overall size inc. grey backing board	
Sign Reference	overall	'x'-height 100.00
Letter colour		SIGN FACE
Background		Width 1015mm
Border		Height 1565mm
Material		Area 1.59sq.m

x-height	width (mm)	height (mm)	area (m <sup>2</sup> )
75	760	1175	0.89
100	1015	1565	1.59
125	1270	1960	2.49
150	1525	2350	3.58
200	2030	3135	6.36
250	2540	3920	9.97

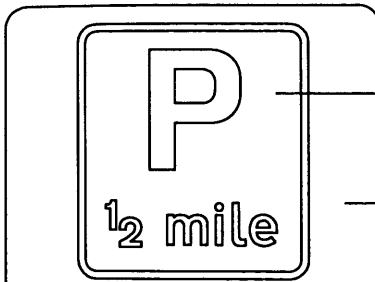
A4

Signface tile outlines do not form part of the sign.



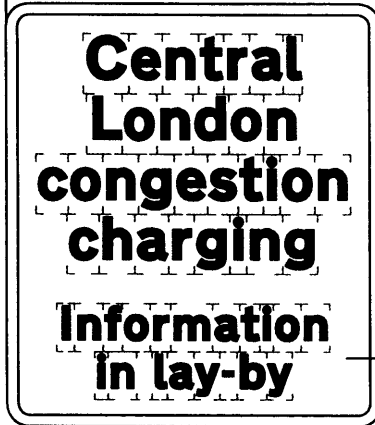
<h1>Transport for London</h1>										Project Congestion Charging					
										Title Sign Type TfL E					
DFT Authorisation	MH	6/02	G	TFL Amendments	PC	6/02	PM	MH	Scale NTS	Drawn	MS	Chk	PDM	Auth	MH
DFT Authorisation	MH	8/02	H	TFL Amendments	CE	8/02	PM	MH		Date	6/01	Date	6/01	Date	6/02
Purpose of issue										Drawing Number BV1199/BV/19				Rev H	

Scheme Ref.	Parking sign + grey backing board		
Sign Reference	overall	'x'-height	100.0
Letter colour	-	SIGN FACE	
Background	GREY	Width	1240mm
Border	-	Height	975mm
Material	Micro-prism	Area	1.21sq.m
Backing board	Grey		



'P' Symbol to TSRGD diagram 2501.

Grey backing board.



x-height  
80% of main x-height.

Scheme Ref.	Congestion Charging		
Sign Reference	TFL F	'x'-height	100.0
Letter colour	BLACK	SIGN FACE	
Background	WHITE	Width	1240mm
Border	BLACK	Height	1405mm
Material	Micro-prism	Area	1.74sq.m

Scheme Ref.	Overall size inc. grey backing board		
Sign Reference	overall	'x'-height	
Letter colour		SIGN FACE	
Background		Width	1240mm
Border		Height	2380mm
Material		Area	2.95sq.m

xheight 75 (100, 125, 150, 200, 250)

x-height	width (mm)	height (mm)	area (m <sup>2</sup> )
75	930	1785	1.66
100	1240	2380	2.95
125	1545	2975	4.59
150	1855	3570	6.62
200	2475	4760	11.78
250	3095	5950	18.42

A4

Signface tile outlines do not form part of the sign.



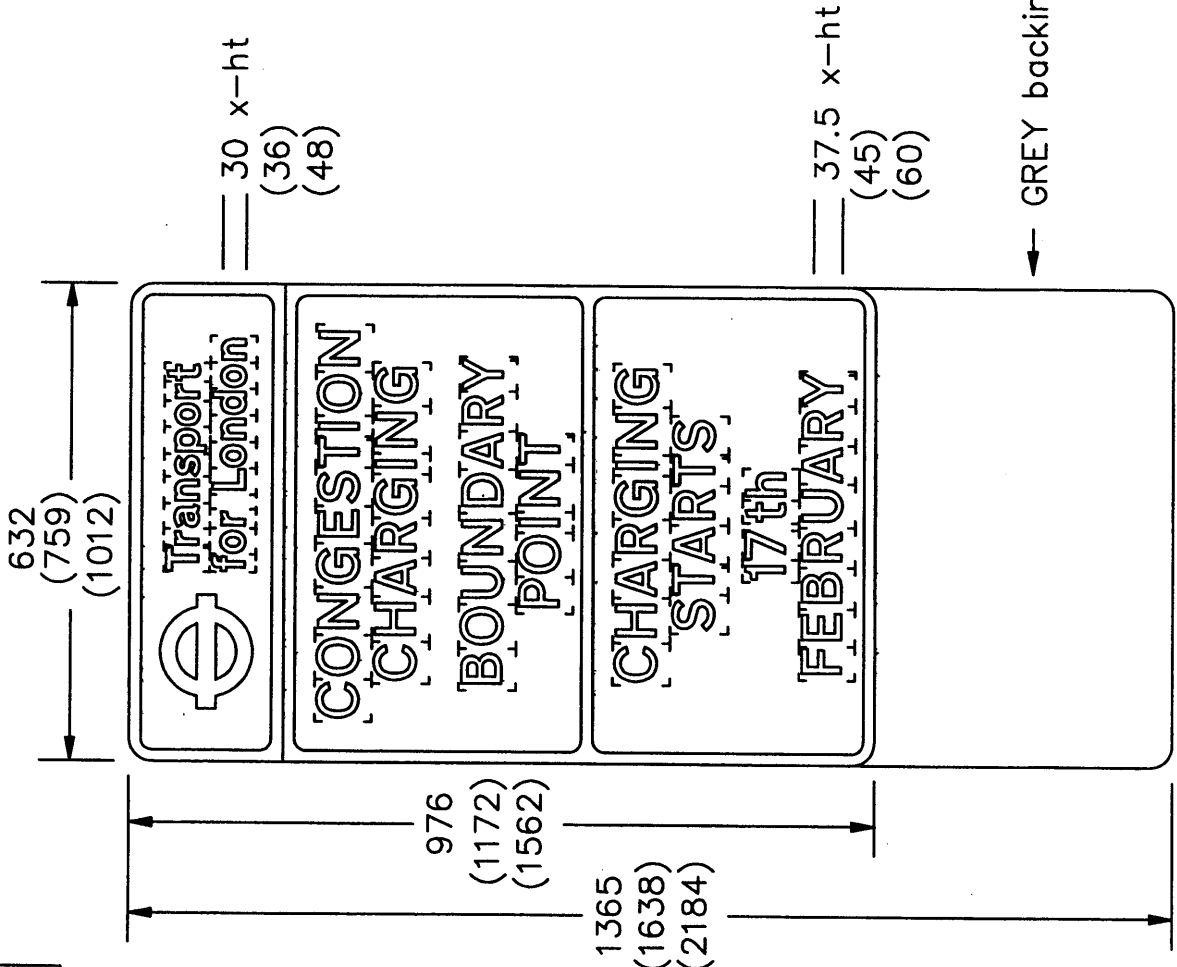
<b>Transport for London</b>										Project Congestion Charging					
										Title Sign Type Tfl F					
DFT Authorisation	MH	6/02	G	TFL Amendments	PC	6/02	PM	MH	Scale NTS	Drawn	MS	Chk	PDM	Auth	MH
DFT Authorisation	MH	8/02	H	TFL Amendments	CE	8/02	PM	MH		Date	6/01	Date	6/01	Date	6/02
Purpose of issue										Drawing Number BV1199/BV/23				Rev H	

Job

Dept. Sub

Unique No.

Drawing No.  
TfL-G



TfL-G

**Department for Transport**

Title: Temporary Sign  
COVER PLATE for  
SIGN SHOWN ON DRAWING TfL-A

Issue: Date:  
A: 21.6.02  
B: 26.6.02  
C:

Drawn by: L.W.  
Approved by: B.W.L.

Dimensions: MILLIMETRES

Drawing No. TfL-G

Before using this drawing, confirm that it has not been superseded.


© CROWN COPYRIGHT. This drawing must NOT be reproduced.

NOTES:- 1. The legend in the top panel is from the Transport Heavy alphabet at the x-heights shown. The legend in the lower panels is from the Transport Medium alphabet at the x-heights shown.

2. The tile outlines do not form part of the sign.

3. COLOURS : Top Panel  
Background ----- WHITE  
Legend & Symbol ----- BLUE  
Border ----- BLACK  
Lower Panels  
Background ----- RED  
Legend & Border ----- WHITE

4. DIMENSIONS : Overall sizes will be proportional for x-heights shown in brackets. Capital letter heights for the lower panels are (52.5) (63) 84 millimetres.



STARTS 17th FEB

Scheme Ref.	Congestion charging		
Sign Reference	TFL H	x'-height	75.0
Letter colour	WHITE	SIGN FACE	
Background	RED	Width	1115mm
Border	WHITE	Height	245mm
Material	Micro-prism	Area	0.27sq.m

xheight  
75 (100, 125, 150, 200, 250)

x-height	width (mm)	height (mm)	area (m <sup>2</sup> )
75	1115	245	0.27
100	1490	325	0.48
125	1860	405	0.75
150	2230	490	1.09
200	2975	650	1.93
250	3720	815	3.03



Signface tile outlines do not form part of the sign.

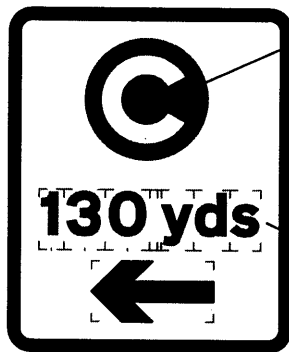
A4

**WS/Atkins**

<b>Transport for London</b>								Project <b>Congestion Charging</b>				
								Title <b>Temporary Supplementary Plate Sign Type Tfl H</b>				
DFT Authorisation	MH	6/02	B	TFL Amendments	PC	6/02	PM	MH	Scale NTS	Drawn PAW	Chk PDM	Auth MH
									Date 4/02	Date 4/02	Date 6/02	
Purpose of issue								Drawing Number <b>BV1199/BV/213</b>				Rev <b>B</b>
Auth	Date	Rev	Description	By	Date	Chk	Auth	Job	Dept. Sub	Unique No.		



Details of 'C' symbol are on drawing NS 67.  
 Colour of symbol white on red.  
 Symbol diameter (16 sw)  
 200mm min, 500mm max.



x height 50 (75, 100)

Scheme Ref.	Congestion Charging	
Sign Reference	TFL I	'x'-height 50.0
Letter colour	BLACK	SIGN FACE
Background	WHITE	Width 465mm
Border	BLACK	Height 570mm
Material	Micro-prism	Area 0.27sq.m

x-height	width (mm)	height (mm)	area (m <sup>2</sup> )
50	465	570	0.27
75	698	855	0.60
100	930	1140	1.06

**VARIANTS:**

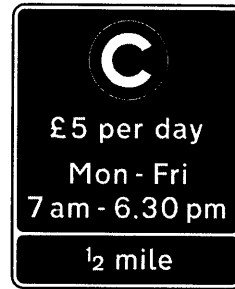
Distance may be omitted  
 Arrow may be reversed

Signface tile outlines do not form part of the sign.


A4



<b>Transport for London</b>										Project Congestion Charging			
										Title Sign Type TfL I			
DFT Authorisation	MH	6/02	H	TFL Amendments	PC	6/02	PM	MH		Scale NTS	Drawn MS	Chk PDM	Auth MH
										Date 6/01	Date 6/01	Date 6/02	
Purpose of issue										Drawing Number BV1199/BV/14			Rev H
Auth	Date	Rev	Description	By	Date	Chk	Auth	Job	Dept. Sub	Unique No.			



Details of 'C' symbol are on drawing NS67. Colour of symbol white on red.  
 0.5 sw wide white border around symbol.  
 Symbol diameter (20 sw) 375mm min, 625mm max.



Scheme Ref.	Congestion charging		
Sign Reference	TFL J	'x'-height	75
Letter colour	WHITE	SIGN FACE	
Background	BLUE	Width	1135mm
Border	WHITE	Height	1395mm
Material	Micro-prism	Area	1.58sq.m

xheight  
 75 (100, 125).

x-height	width (mm)	height (mm)	area (m <sup>2</sup> )
75	1135	1395	1.58
100	1515	1865	2.83
125	1895	2330	4.42

Signface tile outlines do not form part of the sign.

A4




<h1>Transport for London</h1>										Project Congestion Charging			
										Title Sign Type TfL J			
DFT	Authorisation	MH	6/02	H	TFL Amendments	PC	6/02	PM	MH	Scale NTS	Drawn MS	Chk PDM	Auth MH
										Date 6/01	Date 6/01	Date 6/02	
Purpose of issue										Drawing Number BV1199/BV/06			Rev H
Auth	Date	Rev	Description	By	Date	Chk	Auth	Job	Dept. Sub	Unique No.			

Details of 'C' symbol are on drawing NS 67.

Colour of symbol white on red.

Symbol diameter (16 sw) 200mm.



Scheme Ref.		Congestion Charging	
Sign Reference	TFL K	'x'-height	50.0
Letter colour	-	SIGN FACE	
Background	WHITE	Width	300mm
Border	BLACK	Height	305mm
Material	Micro-prism	Area	0.09sq.m

A4

**WS/Atkins**

<h1>Transport for London</h1>								Project Congestion Charging				
								Title Sign Type TfL K				
DFT Authorisation	MH	6/02	A	TFL Amendments	PC	6/02	PM	MH	Scale	Drawn MS	Chk PDM	Auth MH
DFT Authorisation	MH	8/02	B	TFL Amendments	CE	8/02	PM	MH	NTS	Date 6/01	Date 6/01	Date 6/02
Purpose of issue								Drawing Number BV1199/BV/65				Rev B
Auth	Date	Rev	Description	By	Date	Chk	Auth	Job	Dept. Sub	Unique No.		



Details of 'C' symbol are on drawing NS 67.  
 Colour of symbol white on red.  
 Symbol diameter (16 sw) 200mm min, 400mm max.

Scheme Ref.	Congestion charging		
Sign Reference	TFL L	'x'-height	50.0
Letter colour	BLACK	SIGN FACE	
Background	WHITE	Width	375mm
Border	BLACK	Height	620mm
Material	Micro-prism	Area	0.23sq.m

xheight  
 50 (75, 100).


x-height	width (mm)	height (mm)	area (m <sup>2</sup> )
50	375	620	0.23
75	565	930	0.53
100	750	1240	0.93

Signface tile outlines do not form part of the sign.

A4



<b>Transport for London</b>										Project Congestion Charging			
										Title Sign Types TfL L			
DFT	Authorisation	MH	6/02	G	TFL Amendments	PC	6/02	PM	MH	Scale NTS	Drawn MS	Chk PDM	Auth MH
										Date 6/01	Date 6/01	Date 6/02	
Purpose of issue										Drawing Number BV1199/BV/07			Rev G
										Job	Dept.	Sub	Unique No.



Details of 'C' symbol are on drawing NS 67.  
 Colour of symbol white on red.  
 Symbol diameter (16 sw) 200mm min, 400mm max.

Scheme Ref.	Congestion Charging	
Sign Reference	TFL M	'x'-height 50.0
Letter colour	BLACK	SIGN FACE
Background	WHITE	Width 350mm
Border	BLACK	Height 550mm
Material	Micro-prism	Area 0.19sq.m

xheight  
 50 (75, 100)


x-height	width (mm)	height (mm)	area (m <sup>2</sup> )
50	350	550	0.19
75	525	825	0.43
100	700	1100	0.77

Signface tile outlines do not form part of the sign.

A4

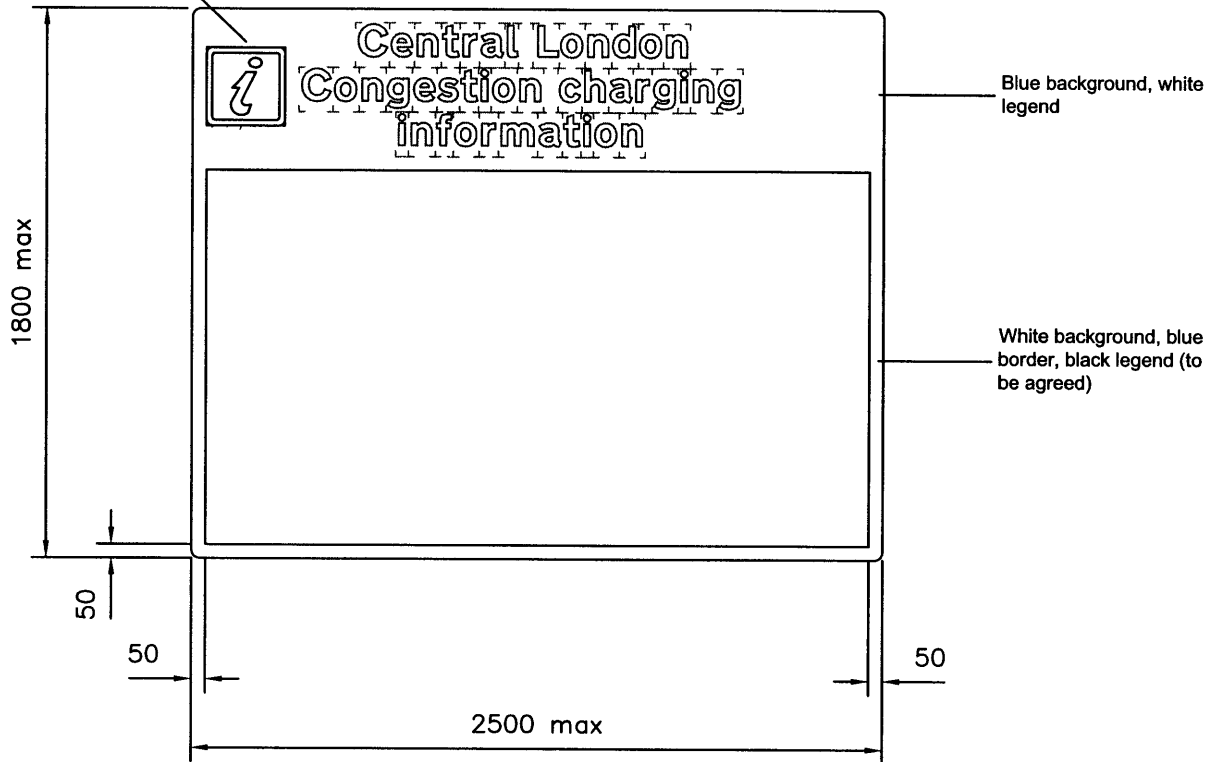


<h1>Transport for London</h1>										Project Congestion Charging					
										Title Sign Type TfL M					
DFT	Authorisation	MH	6/02	H	TFL Amendments	PC	6/02	PM	MH	Scale NTS	Drawn MS	Chk PDM	Auth MH		
										Date 6/01	Date 6/01	Date 6/02			
Purpose of issue										Drawing Number BV1199/BV/13			Rev H		
										Job		Dept. Sub		Unique No.	



Blue background, white legend

Lay-by Information Sign  
based on TSRGD diagram 857



Signface tile outlines do not form part of the sign.

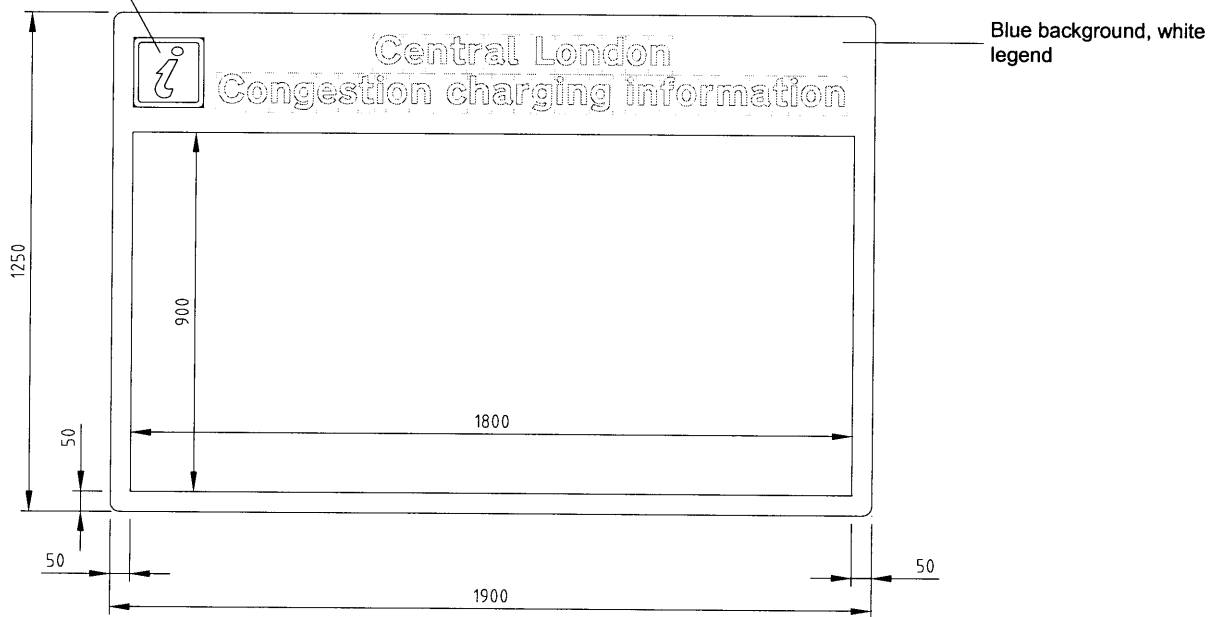
A4



<b>Transport for London</b>									Project <b>Congestion Charging</b>							
									Title <b>Lay-by Information Board Sign Type TFL N</b>							
DFT	Authorisation	MH	6/02	C	TFL Amendments	PC	6/02	PM	MH	Scale	Drawn	MS	Chk	PDM	Auth	MH
										NTS	Date	6/01	Date	6/01	Date	
Purpose of issue											Drawing Number				Rev	
Auth	Date	Rev	Description	By	Date	Chk	Auth	<b>BV1199/BV/64</b>				<b>C</b>				
			Job			Dept. Sub			Unique No.							

Blue background, white legend

**Lay-by Information Sign  
based on TSRGD diagram 857**

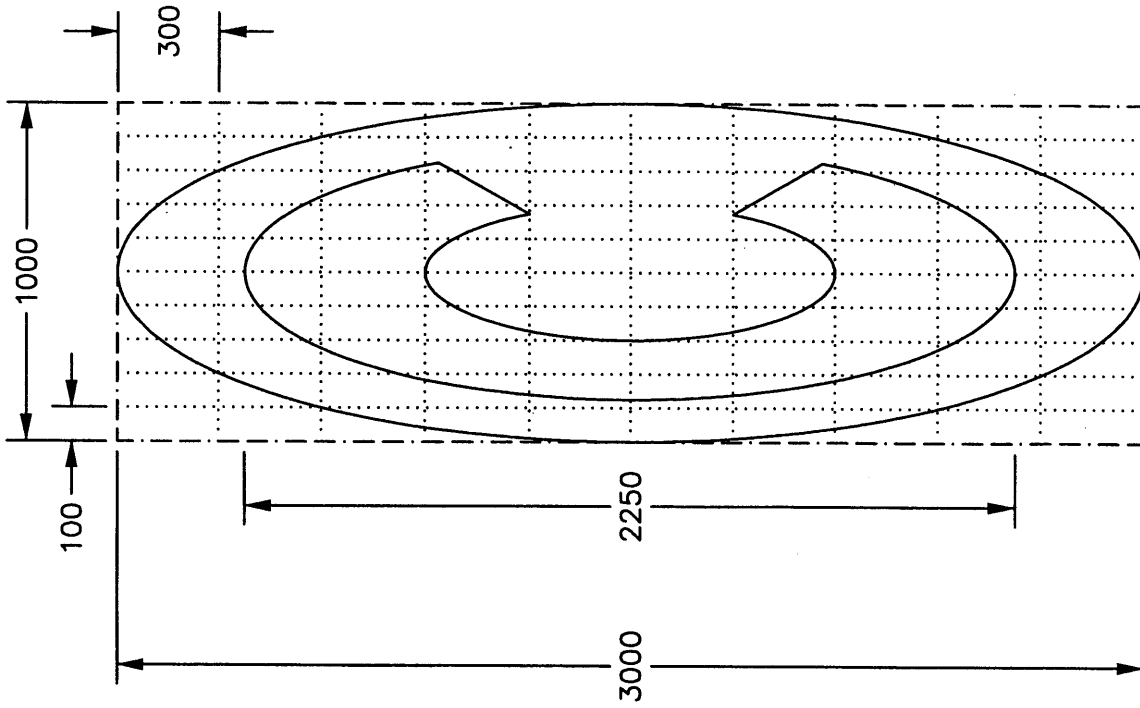


Signface tile outlines do not form part of the sign.

Note:- Signface material shall be non-retro reflective

Sign Type TfL N

Drawing No.  
**TfL-O**  
 Related Drawing  
**NS 67**



© CROWN COPYRIGHT. This drawing must NOT be reproduced.

- NOTES:
1. The grid does not form part of the road marking.
  2. The marking is based on the symbol shown on drawing NS 67 and is stretched vertically by a factor of 3.
  3. COLOURS : Elongated Circle --- RED  
 'C' Character ----- WHITE
  4. The white part of the marking shall be reflectorised.

Before using this drawing, confirm that it has not been superseded.

TfL-O

**Department  
 for Transport**

Title:  
 Road Marking  
 ENTRY POINT TO  
 CONGESTION CHARGING ZONE

Issue: Date:  
 A: 21.6.02  
 B:  
 C:

Drawn by:  
 R.M.  
 Approved by:  
 R.M.

Dimensions:  
 MILLIMETRES

Drawing No.

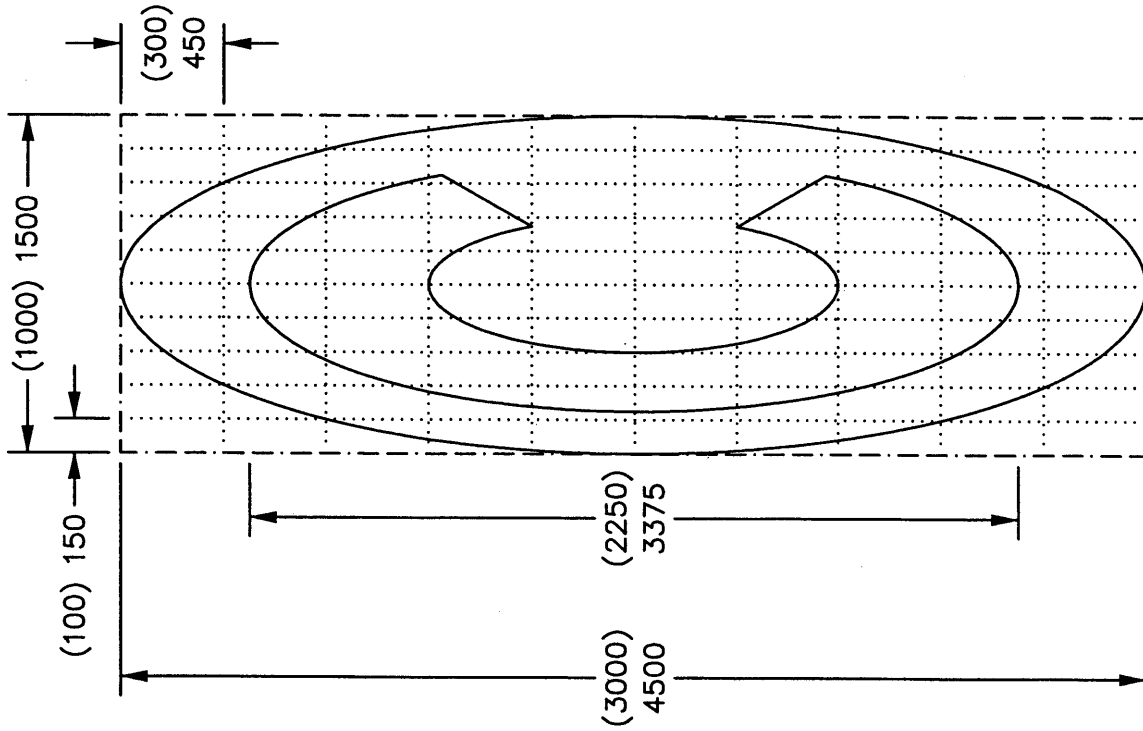
**TfL-O**



Drawing No.  
**TfL-P**  
 Related Drawing  
**NS 67**

© CROWN COPYRIGHT. This drawing must NOT be reproduced.

- NOTES:
1. The grid does not form part of the road marking.
  2. The marking is based on the symbol shown on drawing NS 67 and is stretched vertically by a factor of 3.
  3. COLOURS : Elongated Circle --- WHITE  
 'C' Character ----- Road Surface
  4. The white part of the marking shall be reflectorised.



Before using this drawing, confirm that it has not been superseded.

TfL-P

<b>Department</b> <b>for Transport</b>	Title: Road Marking <b>APPROACH TO</b> <b>CONGESTION CHARGING ZONE</b>	Issue:    Date: A:        21.6.02 B: C:	Drawn by: R.M. Approved by: R.M.	Dimensions: MILLIMETRES	Drawing No. <b>TfL-P</b>
		Before using this drawing, confirm that it has not been superseded.			

To be mounted in conjunction with Advance Direction signs.  
 x-height  
 (60) 75mm (100, 125, 150)

Symbol diameter (16 sw)  
 240mm min, 600mm max.  
 1 sw wide white border around symbol.



Scheme Ref.		Congestion charging	
Sign Reference	TFL Qa	'x'-height	75.0
Letter colour	WHITE	SIGN FACE	
Background	RED	Width	805mm
Border	WHITE	Height	795mm
Material	Micro-prism	Area	0.64sq.m

x-height	width (mm)	height (mm)	area (m <sup>2</sup> )
60	645	640	0.41
75	805	795	0.64
100	1075	1065	1.14
125	1345	1330	1.79
150	1610	1595	2.57

Symbol diameter (16 sw)  
 240mm min, 600mm max.  
 1 sw wide white border around symbol.



Scheme Ref.		Congestion charging	
Sign Reference	TFL Qb	'x'-height	75.0
Letter colour	WHITE	SIGN FACE	
Background	RED	Width	1690mm
Border	WHITE	Height	470mm
Material	Micro-prism	Area	0.79sq.m

x-height	width (mm)	height (mm)	area (m <sup>2</sup> )
60	1355	375	0.51
75	1690	470	0.79
100	2255	625	1.41
125	2820	780	2.20
150	3385	940	3.19

Signface tile outlines do not form part of the sign.

A4



<b>Transport for London</b>										Project <b>Congestion Charging</b>			
										Title Temporary supplementary plate Sign Type TfL Q			
DFT Authorisation	MH	6/02	B	TFL Amendments	PC	6/02	PM	MH		Scale NTS	Drawn PAW	Chk PDM	Auth MH
										Date 4/02	Date 4/02	Date 6/02	
Purpose of issue										Drawing Number <b>BV1199/BV/212</b>			Rev <b>B</b>